

Gear Series **GBU/V**

Spur Reduction Gearhead - 6 Nm



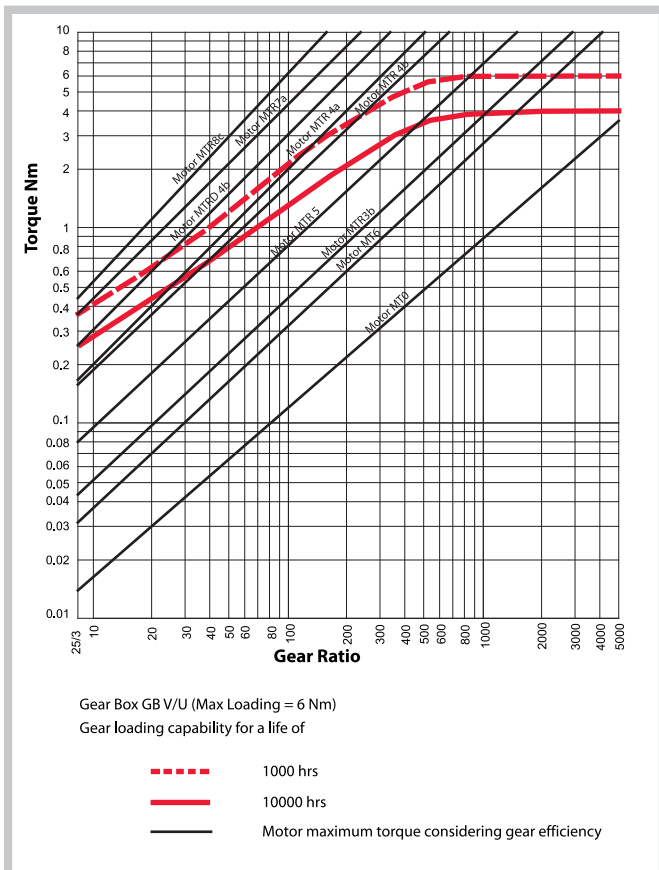
Design

Gearhead GBU/V contains heavily loaded steel gear wheels. The spur gears are fixed on steel spindles which are hardened and polished to a mirror finish & rotate in robust sintered bushings. The thick output shaft rotates in robust sintered bronze bushings. All the gears are housed in between metal plates & closed by plastic dust cover. All bearings are permanently lubricated and therefore require no maintenance. GBU/V can also be combined with small to medium sizes of DC motors (up to Ø52mm).

Standard Data

Gear Type		Spur Reduction
Gear Torque	Nm	6
Combination with Mechtex motors		MT0,MT6,MTR/S5,MTR/S-4a/b,MTR/SD-4,MTR/SD4-RE & DC motors (up to Ø52mm) MTR/S 7a & MTR/S 8c
Mounting		any position
Weight	g	350
Axial thrust	N	30
Lateral force	N	250
Radial torque	Nm	4
Output bearing		Sintered bronze sleeve bushings, Ball Bearing (on special request)
Output shafts	Ø	dia. 8 x 25 mm (with a flat), others on request
Ambient temperature operation	°C	-15...+ 55
Enclosure	IP	30

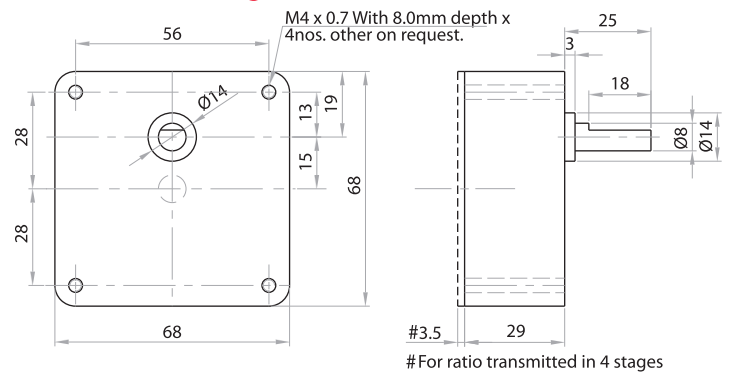
Torque/Transmission Ratio/Life Graph



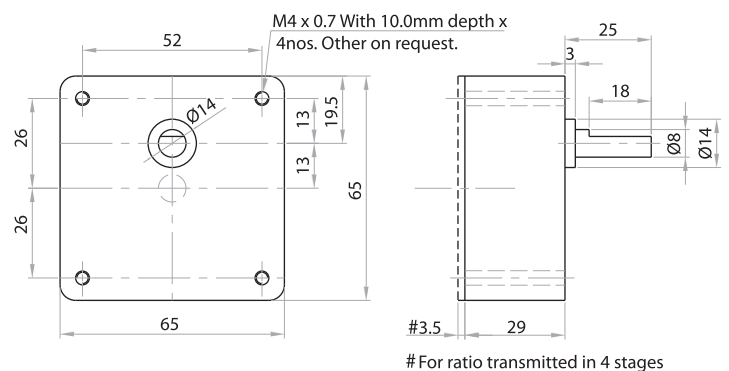
Transmission Ratios

For Transmission Ratios refer to page no. 6

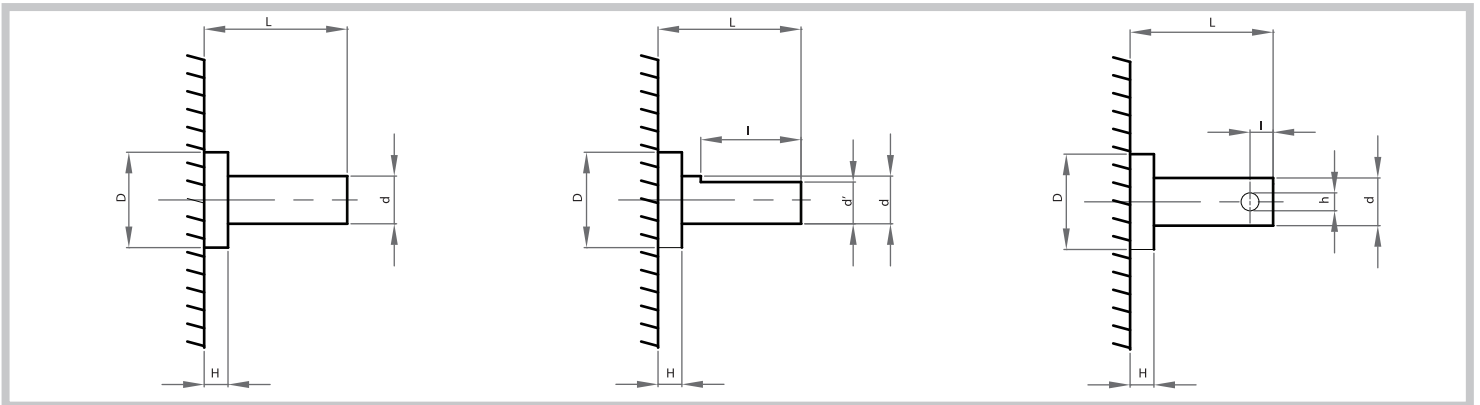
Dimensional Drawing GBU



Dimensional Drawing GBV



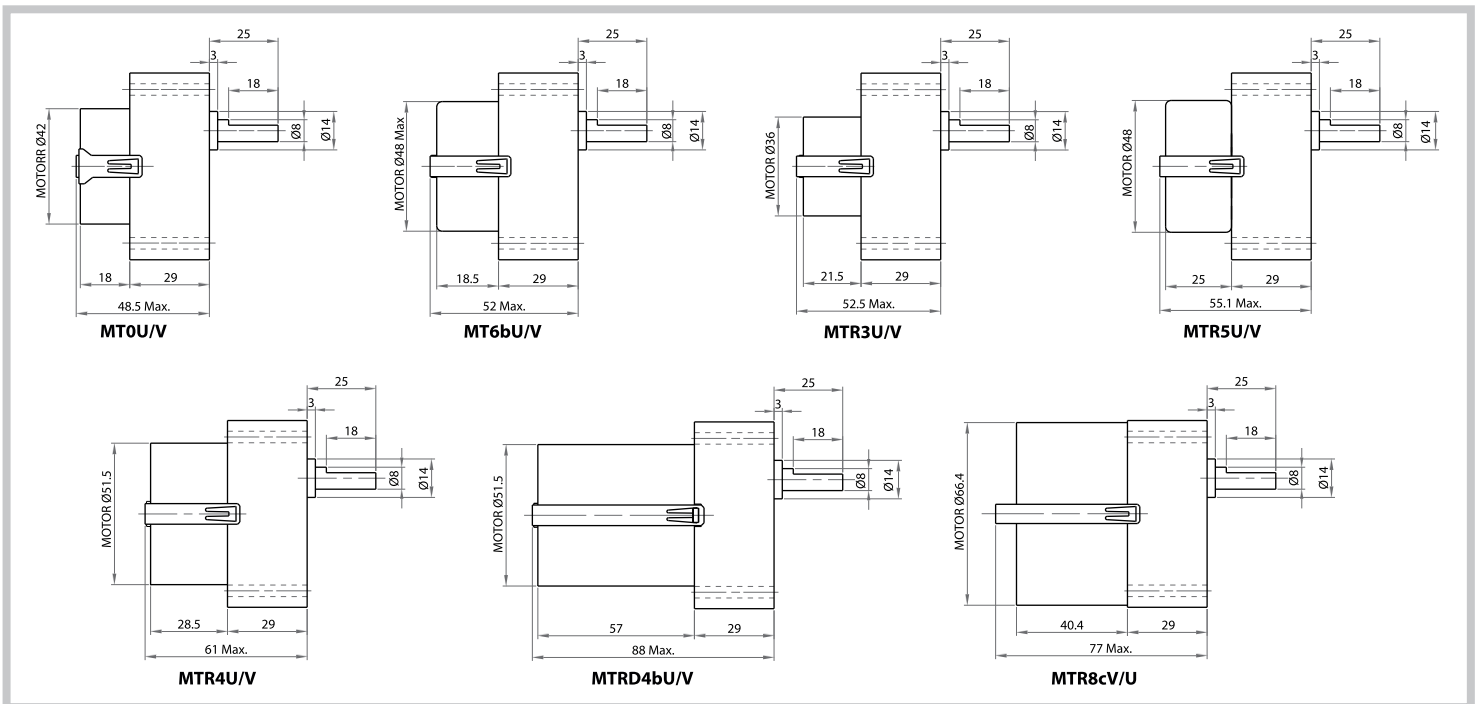
Shaft Drawings



Shaft Type Catalogue

Shaft type	D (+0.00/-0.10)	H	d (dia)	L	l	d'	h
OS	14	3	8	25	18	6	
OA	14	3	8	25	13		3
OB	14	3	8	25			

Assembly Drawings



Photographs

