

Motor Series **MTS2b**

Stepper Motor 15°



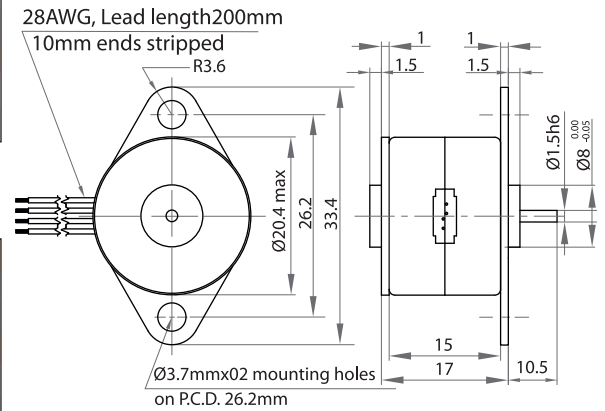
Standard Data

Motor type		Permanent Magnet (PM) Stepper Motor
Electrical Enclosure	IP	40
Connections		Flexible Leads 30 AWG, 200mm length; ends stripped 10 mm
Life Expectancy		3 Years in Continuous Operation
Weight	g	30
Mounting		any position by ears

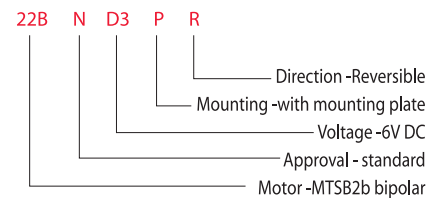
Technical Data

Steps per Revolution				24
Degree / Step				15
Winding Type				bipolar
Standard Voltage	V	6	12	24
Resistance per Winding	Ω	27	125	500
Winding Type				unipolar
Standard Voltage	V	6	12	24
Resistance per Winding	Ω	35	150	600
Winding Temperature	$^{\circ}\text{C}$			105 max
Holding Torque	Ncm	0.4	(MTSB2b)	0.3 (MTSU2b)
Axial Force	N			1
Lateral Force	N			0.8
Rotor inertia	gcm^2			0.3

Dimensional Drawing

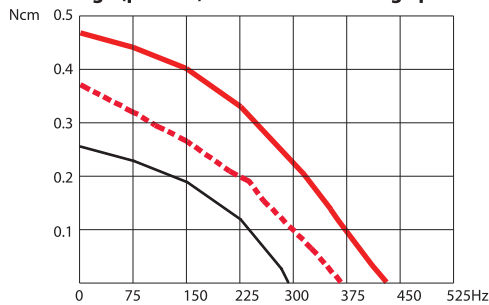


Ordering Data (eg.)

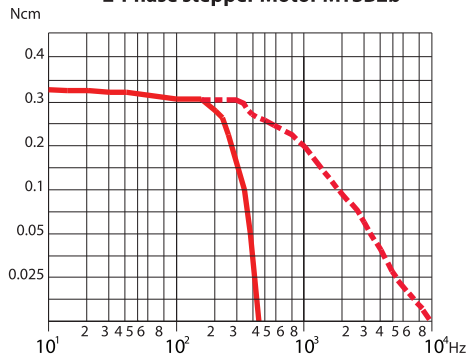


Torque Graphs

Start range (pull - in) with constant voltage power stage

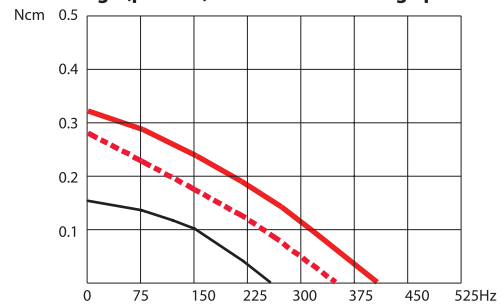


2-Phase stepper Motor MTSB2b

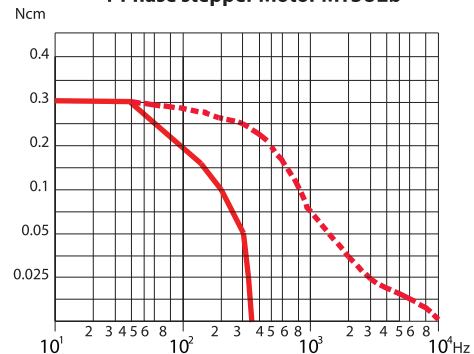


Slew range (pull-out) and start range (pull-in) with constant current power stage (chopper Drive)

Start range (pull - in) with constant voltage power stage



4-Phase stepper Motor MTSU2b



Slew range (pull-out) and start range (pull-in) with constant current power stage (chopper Drive)